

# RIO GRANDE VALLEY WOODCARVERS 2024 CARVING CLASSES

## INSTRUCTOR/CLASS CODE

A = Monday, January 22    B= Tuesday, January 23    C= Wednesday, January 24

D= Thursday, January 25    E= Friday, January 26    F= Saturday, January 27

REGISTER ONLINE [WWW.RGVWOODCARVER.ORG](http://WWW.RGVWOODCARVER.ORG)

**1 A    1 B    1 DEF    VLADIMIR DAVYDOV**



**1 A** One-day class project is relief **Eagle** (painting not included) **1 day class is \$ 60 + \$15 wood** (about 8 x 10 inches) = **\$75 total.**



**1 B** One day class project is relief **Eagle**. (painting not included). **1 day class is \$ 60 + \$15 wood** (about 8 x 10 inches) = **\$75 total.**



**1 DEF**

Three-day class project is relief **Wolf** (painting not included). **3-day class is \$175 + \$25 wood** (about 10 x 15 inches) = **\$200 total.**

Carving 6 hours a day. (9:00 AM to Noon & 1:00 to 4:00 PM)

5 minimum and 10 people maximum. Students with at least basic knowledge of carving.

During the class I will teach my relief carving method. The use of chisels in relief carving. Using the example of this carving, I will explain the anatomy of the wolf and other animals similar to it, which will further facilitate the carving of such models. I will show students a few tricks so as not to lose the main details when carving. I will show my

method of how to carve the eye of an animal. I will show different options for the texture of animal fur, and much more.

Chisels needed for the class:

Minimum set, 3/8, 3/16, 9/10(or 9/7) 16/3 (or similar V-tool), 8L/20 (or 8L/18), Additional chisels 3/5, 9/7(or 9/10), 15/6(or similar V-tool), as well as a knife familiar to the student. These may be slightly different chisel numbers, but not too different from those listed above. Additional chisels are not critical but will make the task much easier. I will have several sets of my chisels that I can provide if the student will need one or another chisel.

I only have one model for the 1-day class and another model for the 3-day class and all students make this model. Students will be working with a scroll saw cut out pattern. We do all the carving from start to finish in order to learn how to make a form and not just details. I will have a similar model on which I will show the stages of work. It is also important that we try to complete the carving completely during the one-day and three-day classes (without finishing and painting).



**2 ADC or 2 DEF**

**JIM HISER**

**SCARECROW**

Jim is from PA and a member of the Caricature Carvers of America. He will be teaching various caricatures from rough outs. It will be carvers' choice of project with an option to choose from. Take 1 or more day's depending on the project you want to do. Beginner to Advanced are welcome. Recommended tools are knives, Palm tools and a Carving glove. If you choose to do a scarecrow you will need super glue. **Cost of class \$65 per day. Projects run from \$20 to \$40.** A sampling can be seen at [www.jhiserart.com](http://www.jhiserart.com) Skill Level: BIA

wellcome. Recommended tools are knives, Palm tools and a Carving glove. If you choose to do a scarecrow you will need super glue. **Cost of class \$65 per day. Projects run from \$20 to \$40.** A sampling can be seen at [www.jhiserart.com](http://www.jhiserart.com) Skill Level: BIA



**3 ABC or 3 DEF DENNIS HORSTMAN**

### **WILLOW CANES & WALKING STICKS**



Learn the basics of the art of making Diamond Willow Canes and Walking sticks. These basics skills will open the door for making more complex sticks and can be used with other types of wood. You will need to bring your own tools, gloves, safety items and light source (if you need one). I will provide some stripping tools (if needed), sandpaper and finishing for your project. I will also have some brass handles, tips and sticks available for purchase at instructor's cost. Sticks will be available for students. Email questions to:

[dhorstman17@gmail.com](mailto:dhorstman17@gmail.com)

Class maximum is 10.

SKILL LEVEL: BIA

**CLASS FEE: \$90 FOR THREE DAYS. CANE OR STICK PRICES VARY FROM \$15 - \$30**





**4 ABC DEF**

**KAREN HUSTON**

### **BASKET WEAVE ILLUSIONS**

Make your own illusion of a basket weave. It is a process of laying out the design, burning and coloring your project. Student will need a woodburner & light source. Numerous patterns are available. Coloring your project – the instructor will provide brushes and coloring materials. Students must attend the first day of class on Monday (A) or (D) to ensure that everyone is getting the important set up instructions. 2<sup>nd</sup> day of class can be your choice but encourage you to take the three days to complete your project.

**\$35 PER DAY OR \$100 FOR Three (3) days.**

**Bowls and/or plate costs range from \$20 TO \$60. Class Maximum 8 Skill Level BIA**



**5 ABC OR 5 DEF**

**TOM KREYLING**

### **INTAGLIO STYLE RELIEF**

This is a 3-day class on Intaglio Style Relief Carving for beginner, intermediate, and advanced skill levels. Tools needed are carving knife, various shallow gouges, and possibly a V tool or 2. They can be palm size or long handle tools or a combination of both a pencil or pen to transfer the pattern and erasable graphite paper. A light is also very helpful. An assortment of patterns will be available to choose from. Basswood boards with bark will be available to purchase or you can bring your own basswood. Prices should range \$15-\$30 each. Some paints will



also be provided to enhance your project if time permits. There will be group demonstrations and one on one assistance as needed throughout the class.

**CLASS FEE \$105 (3 DAY SESSION)**


Minimum class size 4 Maximum 10




**LISE LAFOND**

## **BEADWEAVING**

**6 A PEYOTE BRACELET** Learn the basic peyote stitch making a narrow bracelet. We will make a sample in the morning and try a wider version using a design in the afternoon. Class Fee \$30 Material Fee \$10



**6 C KUMIHIMO LOOM KEYCHAIN** Learn how to use the Kumihimo loom to make a keychain. Weave the keychain in the morning and embellish the tassel in the afternoon. Class Fee \$30 Material Fee \$10



**6 E      NETTED NECKLACE**    Learn the netting technique to make a lovely necklace. Due to the length of the project, it will take the full day. Class Fee \$30 Material fee \$10.



\*\*\*\*Sample pictures and course beads will be similar but not exactly the same. Will depend upon beads the instructor has available.



**7 ABC**

**JAN JENSON**

### **OLD WORLD CHIP CARVING**

Learn to do Old World Chip Carving with 3 easy cuts! This is for the beginner and the more experienced carver. The pattern is rubber cemented on there is no drawing. Just start carving! First, do a practice piece to learn the technique of Old-World chip carving. Beginning students then choose to carve a beautiful design on small box, a napkin holder, a trivet, a phone or tablet holder, or small project. The range is from \$12 - \$27 depending upon your choice. Returning students may choose any project that is in the book published by Jan if she has the supplies. She will provide wipe-on poly, a practice board, and patterns. Her books will be available for purchase – **Blue Ribbon Chip Carving** and **More Blue-Ribbon Chip Carving** as well as her third “book” on a flash drive. Students will need a good chip carving knife. Also bring a light and magnifying glasses (if necessary). If you have a particular project in mind, let Jan know by December 1, 2023, to be sure she has it. Email: [JOJenson@gmail.com](mailto:JOJenson@gmail.com)

**CLASS FEE IS \$90.00 FOR A 3-DAY CLASS. CLASS MATERIALS: \$12-\$40.**

Minimum 6 students – Maximum 12



**7 DE JAN JENSON OLD WORLD CHIP CARVING**

This is the same as the three-day class, but only for two days. Expect to do a smaller project or just review your techniques. Students will need a good chip carving knife. Also bring a light and magnifying glasses (if necessary).

**Class fee: is \$75.00 for a 2-DAY CLASS. Class Materials: \$12-\$40. No Deposit Required.**



**8 DEF BEYOND THE BASIC PYROGRAPHY or  
BRING YOUR OWN PROJECT**

Pyrography for the people who want to learn more! Learn the basics or expand your pyrography skills. Email [Carvingwithclass@gmail.com](mailto:Carvingwithclass@gmail.com)

Many patterns to choose from or bring your own. Materials student may want to bring along: woodburner, graphite paper, pencils, white eraser, rulers, light source, etc.

Instructor is an Authorized Colwood Supplier and will have wood burners, fixed tip pens & replacement tips for burning pens, wood surfaces such as panels, plates, boxes & platters, canvas, watercolor pencils, and other projects. Additional supplies that can be purchased in class Don't have a wood burner? You can rent on from me at \$30 for the three days.

**CLASS FEE: \$125.00 (3 days) (DEF) Thursday to Saturday**

**CLASS MAX 12 SKILL LEVEL: BIA**



**Get your registration in early. Mail your registration form & payment to:**

**Rio Grande Valley Woodcarvers, Inc. PO Box 4918 Mission, Texas 78572 OR**

**enroll on the Website <http://www.rgvwoodcarvers.org> with your credit card.**





9 AB

9 DE

ROBERT RANGEL

### CARICATURE ANIMALS

This will be a 2 Day Class for all skill levels. We will carve and paint a Caricature Animal of your choice. Students should bring a carving knife, gouges, carving-glove, and thumb guard. The instructor will supply paints and brushes. Questions email me at:

[Robthewoodcarver@yahoo.com](mailto:Robthewoodcarver@yahoo.com)

Or check out my Facebook Page

**\$75 Per Day (2) TWO Day Minimum**

**\$25**

**Roughout Fee**

**Class max 10**



10 ABCDE

ADAIR RUCKER

CARVING A SANTA

Carve a Santa! Take one or more days depending on the complexity of the project. If you want to paint your project - Patty will teach a two- day painting class for Adair's students on Thursday & Friday. \*\* See Patty's class description. To paint your project, you will need to complete your Santa from Adair's classes before Thursday. Three days of classes are recommended to complete a Santa, depending on your carving speed and size of project. Select from a wide range of rough outs in class. Go to his web page [www.christmascarvingsetc.com](http://www.christmascarvingsetc.com) to see choices. Call Adair at 512-557-2384 or e-mail: [pattyadair@grandecom.net](mailto:pattyadair@grandecom.net) for roughout availability. Adair will also have a Santa candle project and ornaments. Cost of rough outs and blanks is extra.

**CLASS FEE: \$40 PER DAY PLUS COST OF BLANK MONDAY - FRIDAY**



SKILL LEVEL: BIA CLASS MIN 3 MAXIMUM 10



**11 ABC PATTY RUCKER WOOD BURNING SOFT SHADING**

Patty will demonstrate wood burning techniques in many styles, but her favorite wood burning style is the Soft Shading technique she uses to give wood burning a photo look. She will demonstrate the use of the woodburner, transferring of patterns and use of color. Returning students will bypass the demo and work on their choice of projects selected from available patterns in class or their own. All supplies will be provided with the class fee for a project. Students will need to provide their own wood burner and light, if needed. Patty has several wood burners available for those who do not have one. Contact Patty if you would like to borrow one of hers at 512-557-2385 or [pattyadair@grandecom.net](mailto:pattyadair@grandecom.net). Patty and Adair's web site is [www.christmascarvingsetc.com](http://www.christmascarvingsetc.com).

**CLASS FEE: \$40 per day MONDAY - WEDNESDAY (ABC)**

**CLASS MAXIMUM: 10 SKILL LEVEL: BIA**



**12 DE PATTY RUCKER PAINTING A SANTA**

Patty will be teaching her techniques for painting a Santa carved in Adair's classes. See the description for Adair Ruckers' Carving Class before you sign up. All supplies needed for painting will be provided. Bring a light if you need. One. You can have a completed Santa with three days of carving and two days of painting. CHECK THE WEBSITE: [www.christmascarvingsetc.com](http://www.christmascarvingsetc.com) To see their painted Santa's & check availability of roughouts on the "Seminar" page by scrolling to the bottom of the page. Call 512-557-2384 or email [pattyadair@grandecom.net](mailto:pattyadair@grandecom.net). Adair will also teach a Santa Candle or Ornaments that can be painted in class.

**CLASS FEE: \$80 FOR THE 2 DAY CLASS: THURSDAY & FRIDAY (DE)**

**CLASS MAXIMUM: 10 SKILL LEVEL: BIA**



**13 ABC**

**FRED & ELAINE STENMAN**

**13 ABCD**

**LOW RELIEF CARVING**

**13 ABCDE**

Students will learn the techniques developed by Elaine and Fred, which combines low relief carving with details that are wood burned. The carvings are painted with acrylics and stained with oil paint. Tool techniques for full sized gouges and wood burning tools along with elements of design will be taught. New students execute a small (6" x 9") practice piece which is just wood burned and painted (no carving). This will be followed by the main project piece (approx. 9" wide x 15" or 12.5" rounded) which has the main design elements relief carved and wood burned details. Students may select from Stenman's original designs including an old barn or cabin with a wooded setting and wildlife details. The projects will be carved in basswood with the bark remaining on the edges to create a natural frame. The paints and brushes are provided as part of the class fee. The basswood boards vary in price and size. Students who are new to the class will be encouraged to do our red barn or cabin relief as they are a great learning experience. Other projects will be available for returning students. Returning students who want to carve a larger and/or more complex project, as well as students who would like to do more than one carving, should sign up for all five days to make it possible to finish. **If you have a special project in mind, please contact us at least a week before the class begins.**

Website: [www.stenmanstudios.com](http://www.stenmanstudios.com) Email: [fhstenman@msn.com](mailto:fhstenman@msn.com)

**CLASS FEE: \$40.00 per day. Minimum 3 days. New students ***MUST*** begin on Monday. Students can sign up for three, four or five days of class. There will only be 5 days of**

**class available. No Saturday classes. Returning students must contract instructors before registering if they wish to start after Monday.**

**MATERIALS: \$15 - \$30**

**CLASS MAXIMUM: 12**

**SKILL LEVEL: BIA**



**14 ABCDEF**

**JIM THALACKER**

**MALE INDIGO BUNTING SONGBIRD**

Indigo Male bunting, basswood body, glass eyes acrylic JoSonja paint. To be mounted on a bird house furnished if you wish.

Bring: Work light (if you wish) common hand carving tools, good woodburner & sandpaper. Mounting on a branch will be up to you. Students will spend about three days carving and burning & 2 days painting this colorful bird. Some work can be done ahead of time. A female Indigo will also be available for extra cost to do at a later time as time permits. Contact me on (563) 580-5834





## **15 RICH WETHERBEE**

**15 AB CD Clay Sculpture (Min. 2-day class)**

**15 ABCD Caricature/Realistic Bark Carving**

**15 E Painting your project or Extra Workday**

Rich has spent most of his life in Colorado carving and sculpting. Having had no formal or informal training, he has designed thousands of pieces both commercially and one-of-a-kind sculptures out of many mediums including wood, clay, stone, pumpkins, squash, taters etc. Rich is splitting his time up now between designing originals and teaching his techniques to up and coming sculptors and carvers. His passion for concept, design, movement, and detail, is at least, an inspiration to all he meets. Carving tools needed knives, gouges, and safety glove.

**CLASS FEE: \$70 / PER DAY FOR THIS CLASSES**

**MONDAY - THURSDAY (ABCD)**


**FRIDAY (E) Finish Up your projects & Painting**

**MATERIALS:** Your choice is to work in wood or clay. Cost varies according to roughout choice. Clay is \$18/Pound – clay tools provided.

**CLASS MAXIMUM: 12 SKILL LEVEL: BIA No deposit required.**







***Students will NOT be able to change classes after January 8, 2024. Any student(s) wishing to change classes once the show begins must discuss the change with their instructor and be willing to accept any penalty said instructor may impose. Teaching classes is a source of income for the instructor, if you drop out of their class, you are taking money out of their pocket. They need to cover their expenses to be here and teach the class.***